

Manufacturer	REC	Canadian Solar	Canadian Solar
---------------------	------------	-----------------------	-----------------------

Module Class

Module Type	REC250PE	CS6P-250P	CS6P-250M
Solar Cell	Poly	Poly	Mono
Wafer Supplier	REC	Canadian Solar	Canadian Solar

Electrical Characteristics

Power Range (W)	250	250	250
Module Efficiency	15.1%	15.5%	15.2%
Power Tolerance (+/-W)	-0/+5W	-0/+5W	-0/+5W
Temp Coefficient of P _{MPP} (%/°C)	-0.4	-0.43	-0.45
NOCT (°C)	45.7	45	45
Max System Voltage (V)	1000	1000	1000
Reverse Current Rating (A)	25	15	15

Mechanical Ratings

Dimensions	W (mm)	991	982	982
	H (mm)	1665	1638	1638
	D (mm)	38	40	40
Junction Box		IP67	IP65	IP65
Weight (kg)		18	19	19
Max Wind Pressure (Pa)		2400	2400	2400
Max Snow Load (Pa)		5400	5400	5400

Warranty

Product Warranty (Years)	10	10	10
Performance Warranty (Years)	25	25	25
Performance Guarantee	Linear	Linear	Linear
Warranted Power End of Year 1	97%	97%	97%

Performance

PTC:STC Ratio*	91.0%	91.0%	91.0%
Antireflection Coating	Yes	Yes	Yes
Salt Spray Certification (Level 1-6)	6	1	1
Ammonia Certification	Yes	Yes	Yes
Yield Advantage Compared To REC	-	-0.79%	-1.74%

REC Advantages

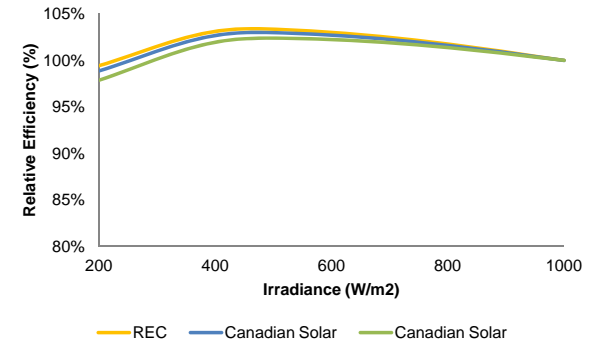
* PTC was developed in California to better reflect module performance at higher temperatures. The PTC is calculated at expected operating temperature at 1000W/m2, AM1.5. This index is influenced by NOCT & temperature co-efficient

The specification data used in this comparison has been sourced from the manufacturer and was current at the date of the revision. Efficiency curves under different irradiance levels have been generated using the one-diode model and Endeas sunflasher equations to generate module resistance values.


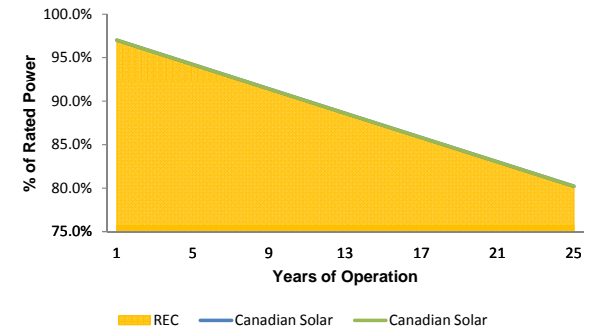
Although REC ASA believes that the comparison is based upon reasonable assumptions, it can give no assurance that the actual results will be as set out in this comparison. REC ASA is making no representation or warranty, expressed or implied, as to the accuracy, reliability or completeness of this comparison. No part of this comparison shall form the basis of or be relied upon in connection with any contract or commitment.

This comparison may not be used or relied upon by any other party, or for any other purpose, and may not be distributed, reproduced, disseminated or quoted without the written consent of REC.

Efficiency Under Different Irradiances



Warranted Power Conditions



Manufacturer	REC	Trina
--------------	-----	-------

Module Class

Module Type	REC250PE	Honey TSM-250PA05A
Solar Cell	Poly	Poly
Wafer Supplier	REC	Internal

Electrical Characteristics

Power Range (W)	250	250
Module Efficiency	15.1%	15.3%
Power Tolerance (+/-W)	-0/+5W	-0/+3 %
Temp Coefficient of P _{MPP} (%/°C)	-0.40%	-0.41%
NOCT (°C)	45.7	46.0
Max System Voltage (V)	1000	1000
Reverse Current Rating (A)	25	15

Mechanical Ratings

Dimensions	1665 x 991 x 38mm	1650 x 992 x 40 (mm)
Junction Box	IP67	IP65
Weight (kg)	18	19.5
Max Wind Pressure (Pa)	2400	2400
Max Snow Load (Pa)	5400	5400

Warranty

Product Warranty (Years)	10	10
Performance Warranty (Years)	25	25
Performance Guarantee	Linear	Linear: 0.68% degredation per year
Warranted Power End of Year 1	97%	97.5%

Performance

Reduction of Efficiency At 200W/m ²	1.2%	3.7%
Antireflection Coating	Yes	No
Salt Spray Certification (Level 1-6)	6	Yes (severity unknown)
Ammonia Certification	Yes	Yes
Estimated Yield Advantage	reference as REC	-3.4%

REC Advantages

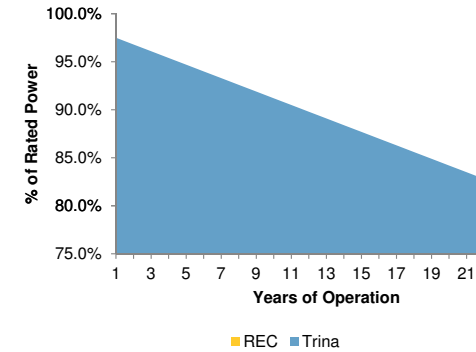
* PTC was developed in California to better reflect module performance at higher temperatures. The PTC is calculated at expected operating temperature at 1000W/m2, AM1.5. This index is influenced by NOCT & temperature co-efficient

The specification data used in this comparison has been sourced from the manufacturer and was current at the date of the revision. Efficiency curves under different irradiance levels have been imported from PVsyst v5.55.

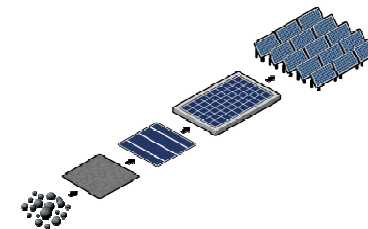
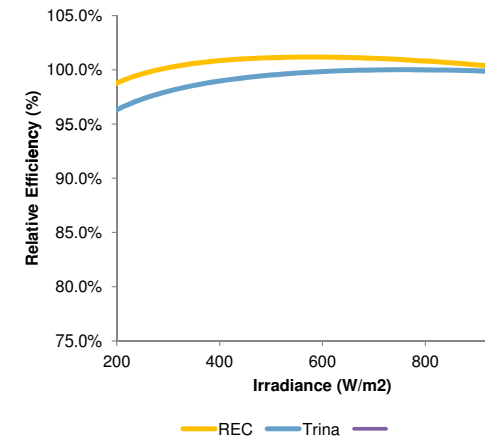
Although REC ASA believes that the comparison is based upon reasonable assumptions, it can give no assurance that the actual results will be as set out in this comparison. REC ASA is making no representation or warranty, expressed or implied, as to the accuracy, reliability or completeness of this comparison. No part of this comparison shall form the basis of or be relied upon in connection with any contract or commitment.

This comparison may not be used or relied upon by any other party, or for any other purpose, and may not be distributed, reproduced, disseminated or quoted without the written consent of REC.

Warranted Power Conditions



Efficiency Under Different Irradiances



Manufacturer	REC	Jinko Solar	Jinko Solar
---------------------	------------	--------------------	--------------------

Module Class

Module Type	REC250PE	JKM250P-60	JKM250P-60
Solar Cell	Poly	Poly	Poly
Wafer Supplier	REC	Jinko Wafer	Jinko Wafer

Electrical Characteristics

Power Range (W)	250	250	250
Module Efficiency	15.1%	15.3%	15.3%
Power Tolerance (+/-W)	-0/+5W	-0/+3%	-0/+3%
Temp Coefficient of P _{MPP} (%/°C)	-0.4	-0.45	-0.45
NOCT (°C)	45.7	45	45
Max System Voltage (V)	1000	1000	1000
Reverse Current Rating (A)	25	15	15

Mechanical Ratings

Dimensions	W (mm)	991	992	992
	H (mm)	1665	1650	1650
	D (mm)	38	45	45
Junction Box		IP67	IP65	IP65
Weight (kg)		18	19	19
Max Wind Pressure (Pa)		2400	2400	2400
Max Snow Load (Pa)		5400	5400	5400

Warranty

Product Warranty (Years)	10	10	10
Performance Warranty (Years)	25	25	25
Performance Guarantee	Linear	Linear	Linear
Warranted Power End of Year 1	97%	98%	98%

Performance

PTC:STC Ratio*	91.0%	91.0%	91.0%
Antireflection Coating	Yes	Yes	Yes
Salt Spray Certification (Level 1-6)	6	6	6
Ammonia Certification	Yes	Yes	Yes
Yield Advantage Compared To REC	-	-1.21%	-1.21%

REC Advantages

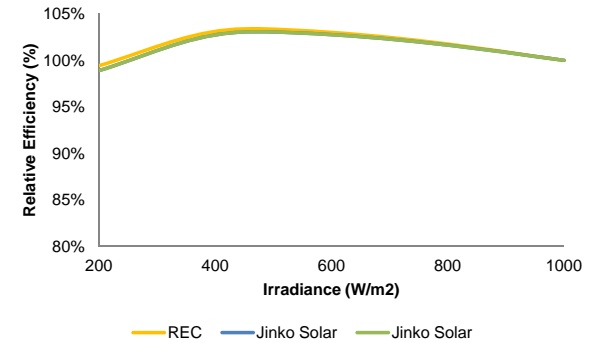
* PTC was developed in California to better reflect module performance at higher temperatures. The PTC is calculated at expected operating temperature at 1000W/m2, AM1.5. This index is influenced by NOCT & temperature co-efficient

The specification data used in this comparison has been sourced from the manufacturer and was current at the date of the revision. Efficiency curves under different irradiance levels have been generated using the one-diode model and Endeas sunflasher equations to generate module resistance values.


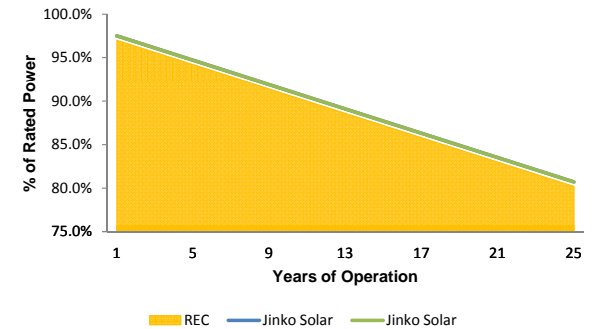
Although REC ASA believes that the comparison is based upon reasonable assumptions, it can give no assurance that the actual results will be as set out in this comparison. REC ASA is making no representation or warranty, expressed or implied, as to the accuracy, reliability or completeness of this comparison. No part of this comparison shall form the basis of or be relied upon in connection with any contract or commitment.

This comparison may not be used or relied upon by any other party, or for any other purpose, and may not be distributed, reproduced, disseminated or quoted without the written consent of REC.

Efficiency Under Different Irradiances



Warranted Power Conditions



Manufacturer

REC

Kyocera

Module Class

Module Type	REC250PE	KD240GH-2PB
Solar Cell	Poly	Poly
Wafer Supplier	REC	Internal

Electrical Characteristics

Power Range (W)	250	240
Module Efficiency	15.1%	14.5%
Power Tolerance (+/-W)	-0/+5W	+5% /-3%
Temp Coefficient of P _{MPP} (%/°C)	-0.40%	-0.46%
NOCT (°C)	45.7	45.0
Max System Voltage (V)	1000	1000
Reverse Current Rating (A)	25	15

Mechanical Ratings

Dimensions	1665 x 991 x 38mm	1662 x 990 x 46mm
Junction Box	IP67	IP65
Weight (kg)	18	21
Max Wind Pressure (Pa)	2400	2400
Max Snow Load (Pa)	5400	5400

Warranty

Product Warranty (Years)	10	2
Performance Warranty (Years)	25	20
Performance Guarantee	Linear	Stepped
Warranted Power End of Year 1	97%	90.0%

Performance

Reduction of Efficiency At 200W/m ²	1.2%	4.5%
Antireflection Coating	Yes	No
Salt Spray Certification (Level 1-6)	6	0
Ammonia Certification	Yes	No
Estimated Yield Advantage	reference as REC	-4.4%

REC Advantages

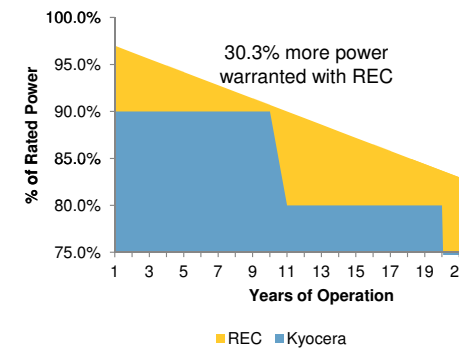
* PTC was developed in California to better reflect module performance at higher temperatures. The PTC is calculated at expected operating temperature at 1000W/m², AM1.5. This index is influenced by NOCT & temperature co-efficient

The specification data used in this comparison has been sourced from the manufacturer and was current at the date of the revision. Efficiency curves under different irradiance levels have been imported from PVSyst v5.55.

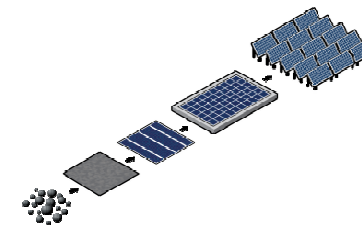
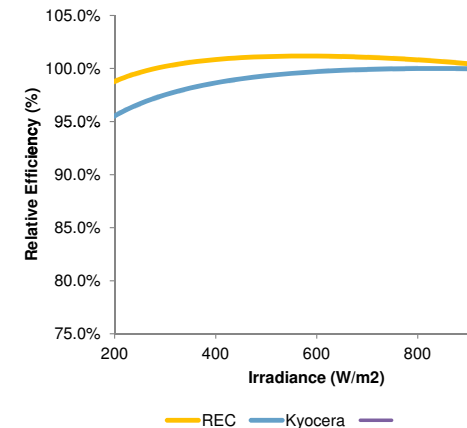
Although REC ASA believes that the comparison is based upon reasonable assumptions, it can give no assurance that the actual results will be as set out in this comparison. REC ASA is making no representation or warranty, expressed or implied, as to the accuracy, reliability or completeness of this comparison. No part of this comparison shall form the basis of or be relied upon in connection with any contract or commitment.

This comparison may not be used or relied upon by any other party, or for any other purpose, and may not be distributed, reproduced, disseminated or quoted without the written consent of REC.

Warranted Power Conditions



Efficiency Under Different Irradiances



Manufacturer	REC	LG	LG
---------------------	------------	-----------	-----------

Module Class

Module Type	REC250PE	LG250S1C	LG250S1C
Solar Cell	Poly	Mono	Mono
Wafer Supplier	REC	LG Siltron	LG Siltron

Electrical Characteristics

Power Range (W)	250	250	250
Module Efficiency	15.1%	16.2%	16.2%
Power Tolerance (+/-W)	-0/+5W	-0/+3%	-0/+3%
Temp Coefficient of P _{MPP} (%/°C)	-0.4	-0.42	-0.42
NOCT (°C)	45.7	46	46
Max System Voltage (V)	1000	1000	1000
Reverse Current Rating (A)	25	15	15

Mechanical Ratings

Dimensions	W (mm)	991	986	986
	H (mm)	1665	1632	1632
	D (mm)	38	42	42
Junction Box		IP67	IP65	IP65
Weight (kg)		18	18.4	18.4
Max Wind Pressure (Pa)		2400	2400	2400
Max Snow Load (Pa)		5400	5400	5400

Warranty

Product Warranty (Years)	10	10	10
Performance Warranty (Years)	25	25	25
Performance Guarantee	Linear	Linear	Linear
Warranted Power End of Year 1	97%	97%	97%

Performance

PTC:STC Ratio*	91.0%	91.0%	91.0%
Antireflection Coating	Yes	Yes	Yes
Salt Spray Certification (Level 1-6)	6	6	6
Ammonia Certification	Yes	Yes	Yes
Yield Advantage Compared To REC	-	-0.41%	-0.41%

REC Advantages

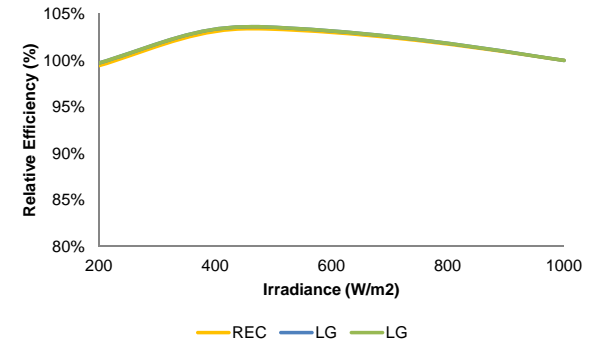
* PTC was developed in California to better reflect module performance at higher temperatures. The PTC is calculated at expected operating temperature at 1000W/m2, AM1.5. This index is influenced by NOCT & temperature co-efficient

The specification data used in this comparison has been sourced from the manufacturer and was current at the date of the revision. Efficiency curves under different irradiance levels have been generated using the one-diode model and Endeas sunflasher equations to generate module resistance values.


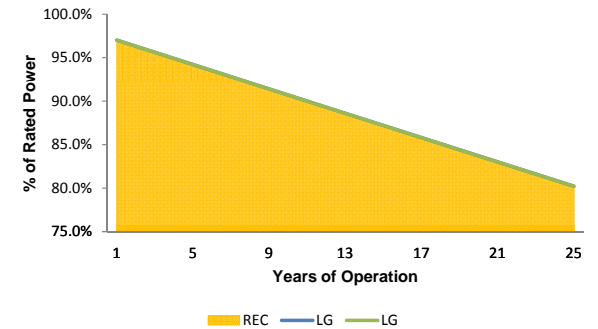
Although REC ASA believes that the comparison is based upon reasonable assumptions, it can give no assurance that the actual results will be as set out in this comparison. REC ASA is making no representation or warranty, expressed or implied, as to the accuracy, reliability or completeness of this comparison. No part of this comparison shall form the basis of or be relied upon in connection with any contract or commitment.

This comparison may not be used or relied upon by any other party, or for any other purpose, and may not be distributed, reproduced, disseminated or quoted without the written consent of REC.

Efficiency Under Different Irradiances



Warranted Power Conditions



Manufacturer	REC	Qcells
--------------	-----	--------

Module Class

Module Type	REC250PE	Q.BASE - G2 250
Solar Cell	Poly	Poly
Wafer Supplier	REC	External

Electrical Characteristics

Power Range (W)	250	250
Module Efficiency	15.1%	1480.0%
Power Tolerance (+/-W)	-0/+5W	-2.5W/+2.5W
Temp Coefficient of P _{MPP} (%/°C)	-0.40%	-0.45%
NOCT (°C)	45.7	47.0
Max System Voltage (V)	1000	1000
Reverse Current Rating (A)	25	20

Mechanical Ratings

Dimensions	1665 x 991 x 38mm	1670 x 1000 x 50 (mm)
Junction Box	IP67	IP65
Weight (kg)	18	20
Max Wind Pressure (Pa)	2400	5400
Max Snow Load (Pa)	5400	5400

Warranty

Product Warranty (Years)	10	10
Performance Warranty (Years)	25	25
Performance Guarantee	Linear	Linear
Warranted Power End of Year 1	97%	97.0%

Performance

Reduction of Efficiency At 200W/m ²	1.2%	4.3%
Antireflection Coating	Yes	No
Salt Spray Certification (Level 1-6)	6	0
Ammonia Certification	Yes	0%
Estimated Yield Advantage	reference as REC	-4.5%

REC Advantages

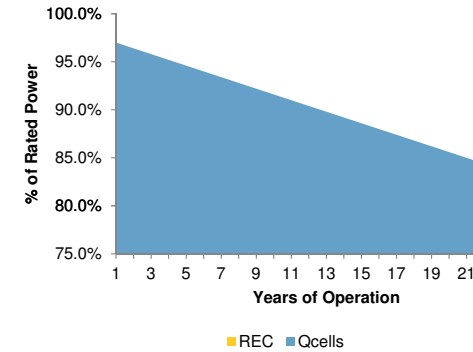
* PTC was developed in California to better reflect module performance at higher temperatures. The PTC is calculated at expected operating temperature at 1000W/m2, AM1.5. This index is influenced by NOCT & temperature co-efficient

The specification data used in this comparison has been sourced from the manufacturer and was current at the date of the revision. Efficiency curves under different irradiance levels have been imported from PVsyst v5.55.

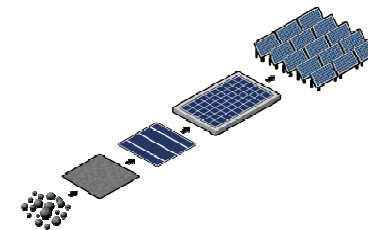
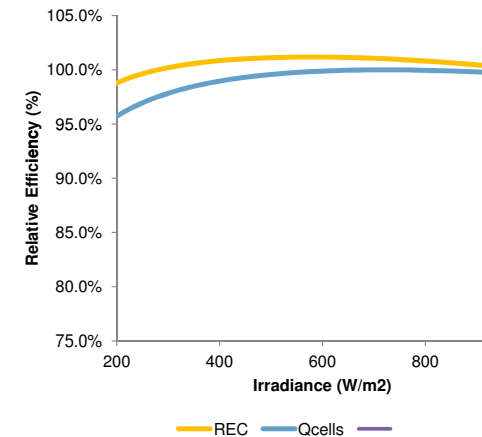
Although REC ASA believes that the comparison is based upon reasonable assumptions, it can give no assurance that the actual results will be as set out in this comparison. REC ASA is making no representation or warranty, expressed or implied, as to the accuracy, reliability or completeness of this comparison. No part of this comparison shall form the basis of or be relied upon in connection with any contract or commitment.

This comparison may not be used or relied upon by any other party, or for any other purpose, and may not be distributed, reproduced, disseminated or quoted without the written consent of REC.

Warranted Power Conditions



Efficiency Under Different Irradiances



Manufacturer

REC

Qcells

Module Class

Module Type	REC250PE	Q.PRO - G2 250
Solar Cell	Poly	Poly
Wafer Supplier	REC	External

Electrical Characteristics

Power Range (W)	250	250
Module Efficiency	15.1%	15.00
Power Tolerance (+/-W)	-0/+5W	-0/+5 W
Temp Coefficient of P _{MPP} (%/°C)	-0.40%	-0.43%
NOCT (°C)	45.7	47.0
Max System Voltage (V)	1000	1000
Reverse Current Rating (A)	25	20

Mechanical Ratings

Dimensions	1665 x 991 x 38mm	1670 x 1000 x 50 (mm)
Junction Box	IP67	IP65
Weight (kg)	18	19.8
Max Wind Pressure (Pa)	2400	5400
Max Snow Load (Pa)	5400	5400

Warranty

Product Warranty (Years)	10	10
Performance Warranty (Years)	25	25
Performance Guarantee	Linear	Linear
Warranted Power End of Year 1	97%	97.0%

Performance

Reduction of Efficiency At 200W/m ²	1.2%	4.3%
Antireflection Coating	Yes	Yes
Salt Spray Certification (Level 1-6)	6	0
Ammonia Certification	Yes	No
Estimated Yield Advantage	reference as REC	-2.5%

REC Advantages

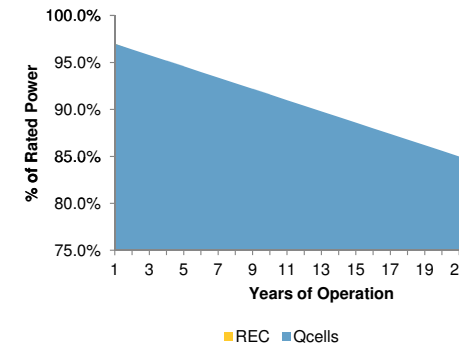
* PTC was developed in California to better reflect module performance at higher temperatures. The PTC is calculated at expected operating temperature at 1000W/m², AM1.5. This index is influenced by NOCT & temperature co-efficient

The specification data used in this comparison has been sourced from the manufacturer and was current at the date of the revision. Efficiency curves under different irradiance levels have been imported from PVsyst v5.55.

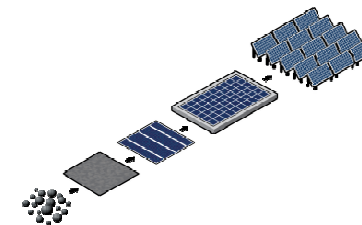
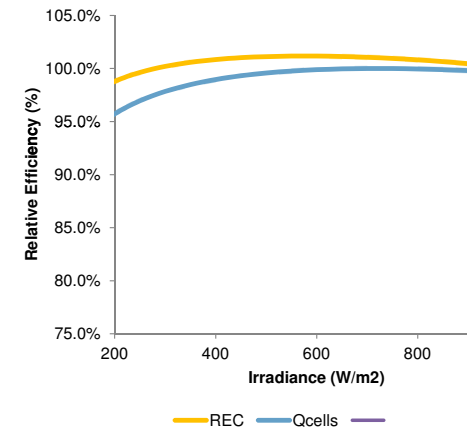
Although REC ASA believes that the comparison is based upon reasonable assumptions, it can give no assurance that the actual results will be as set out in this comparison. REC ASA is making no representation or warranty, expressed or implied, as to the accuracy, reliability or completeness of this comparison. No part of this comparison shall form the basis of or be relied upon in connection with any contract or commitment.

This comparison may not be used or relied upon by any other party, or for any other purpose, and may not be distributed, reproduced, disseminated or quoted without the written consent of REC.

Warranted Power Conditions



Efficiency Under Different Irradiances



Manufacturer	REC	SolarWorld	
---------------------	------------	-------------------	--

Module Class

Module Type	REC250PE	SW 250	
Solar Cell	Poly	Poly	#N/A
Wafer Supplier	REC	SolarWorld	#N/A

Electrical Characteristics

Power Range (W)	250	250	#N/A
Module Efficiency	15.1%	14.9%	#N/A
Power Tolerance (+/-W)	-0/+5W	-0/+5W	#N/A
Temp Coefficient of P _{MPP} (%/°C)	-0.4	-0.45	#N/A
NOCT (°C)	45.7	46	#N/A
Max System Voltage (V)	1000	1000	#N/A
Reverse Current Rating (A)	25	16	#N/A

Mechanical Ratings

Dimensions	W (mm)	991	1001	#N/A
	H (mm)	1665	1675	#N/A
	D (mm)	38	31	#N/A
Junction Box		IP67	IP65	#N/A
Weight (kg)		18	21.2	#N/A
Max Wind Pressure (Pa)		2400	2400	#N/A
Max Snow Load (Pa)		5400	5400	#N/A

Warranty

Product Warranty (Years)	10	10	#N/A
Performance Warranty (Years)	25	25	#N/A
Performance Guarantee	Linear	Linear	#N/A
Warranted Power End of Year 1	97%	97%	#N/A

Performance

PTC:STC Ratio*	91.0%	91.0%	91.0%
Antireflection Coating	Yes	Yes	#N/A
Salt Spray Certification (Level 1-6)	6	6	#N/A
Ammonia Certification	Yes	Yes	#N/A
Yield Advantage Compared To REC	-	-2.30%	#N/A

REC Advantages

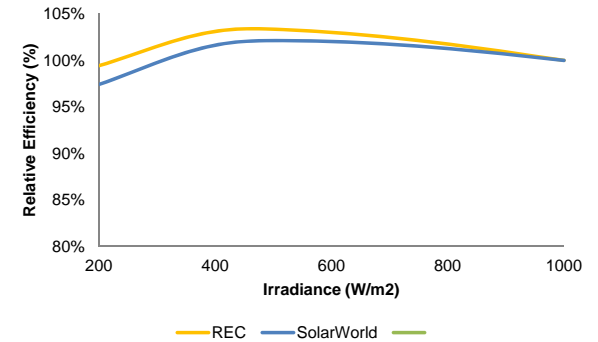
* PTC was developed in California to better reflect module performance at higher temperatures. The PTC is calculated at expected operating temperature at 1000W/m2, AM1.5. This index is influenced by NOCT & temperature co-efficient

The specification data used in this comparison has been sourced from the manufacturer and was current at the date of the revision. Efficiency curves under different irradiance levels have been generated using the one-diode model and Endeas sunflasher equations to generate module resistance values.


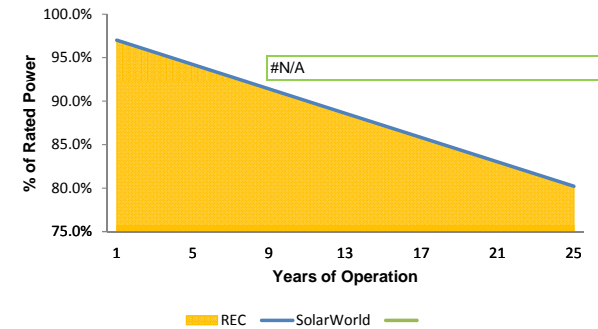
Although REC ASA believes that the comparison is based upon reasonable assumptions, it can give no assurance that the actual results will be as set out in this comparison. REC ASA is making no representation or warranty, expressed or implied, as to the accuracy, reliability or completeness of this comparison. No part of this comparison shall form the basis of or be relied upon in connection with any contract or commitment.

This comparison may not be used or relied upon by any other party, or for any other purpose, and may not be distributed, reproduced, disseminated or quoted without the written consent of REC.

Efficiency Under Different Irradiances



Warranted Power Conditions



Manufacturer	REC	Suntech
--------------	-----	---------

Module Class		
Module Type	REC250PE	STP250-24/Vb
Solar Cell	Poly	Poly
Wafer Supplier	REC	External

Electrical Characteristics		
Power Range (W)	250	250
Module Efficiency	15.1%	12.9%
Power Tolerance (+/-W)	-0/+5W	-3/+3%
Temp Coefficient of P _{MPP} (%/°C)	-0.40%	-0.47%
NOCT (°C)	45.7	45.0
Max System Voltage (V)	1000	1000
Reverse Current Rating (A)	25	20

Mechanical Ratings		
Dimensions	1665 x 991 x 38mm	1956 x 992 x 50 (mm)
Junction Box	IP67	IP67
Weight (kg)	18	27
Max Wind Pressure (Pa)	2400	3800
Max Snow Load (Pa)	5400	5400

Warranty		
Product Warranty (Years)	10	10
Performance Warranty (Years)	25	25
Performance Guarantee	Linear	Stepped
Warranted Power End of Year 1	97%	95.0%

Performance		
Reduction of Efficiency At 200W/m ²	1.2%	9.3%
Antireflection Coating	Yes	No
Salt Spray Certification (Level 1-6)	6	0
Ammonia Certification	Yes	No
Estimated Yield Advantage	reference as REC	-7.5%

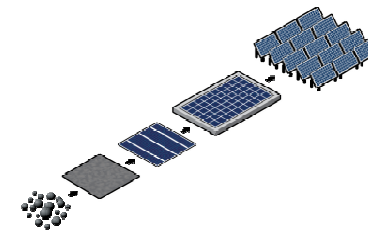
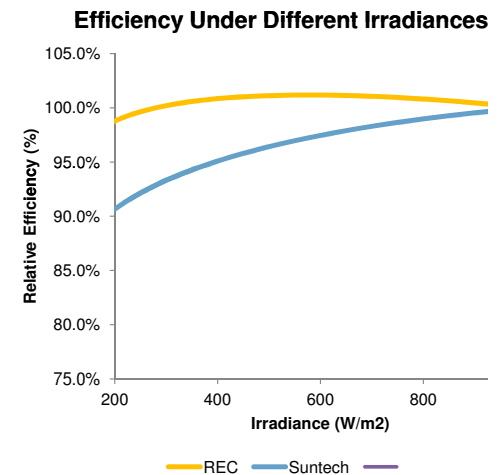
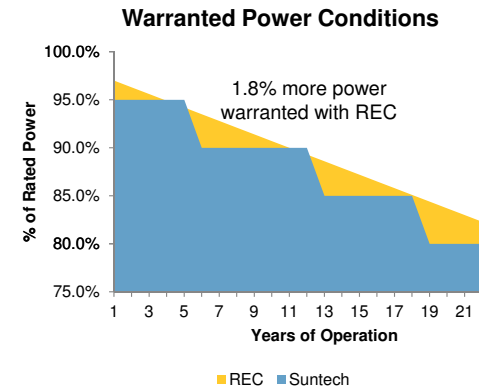
REC Advantages

* PTC was developed in California to better reflect module performance at higher temperatures. The PTC is calculated at expected operating temperature at 1000W/m2, AM1.5. This index is influenced by NOCT & temperature co-efficient

The specification data used in this comparison has been sourced from the manufacturer and was current at the date of the revision. Efficiency curves under different irradiance levels have been imported from PVsyst v5.55.

Although REC ASA believes that the comparison is based upon reasonable assumptions, it can give no assurance that the actual results will be as set out in this comparison. REC ASA is making no representation or warranty, expressed or implied, as to the accuracy, reliability or completeness of this comparison. No part of this comparison shall form the basis of or be relied upon in connection with any contract or commitment.

This comparison may not be used or relied upon by any other party, or for any other purpose, and may not be distributed, reproduced, disseminated or quoted without the written consent of REC.



Manufacturer	REC	Yingli
--------------	-----	--------

Module Class		
Module Type	REC250PE	YL255C - 30b Panda Series
Solar Cell	Poly	Mono
Wafer Supplier	REC	Internal

Electrical Characteristics		
Power Range (W)	250	255
Module Efficiency	15.1%	15.6%
Power Tolerance (+/-W)	-0/+5W	-0/+5W
Temp Coefficient of P _{MPP} (%/°C)	-0.40%	-0.42%
NOCT (°C)	45.7	46.0
Max System Voltage (V)	1000	1000
Reverse Current Rating (A)	25	20

Mechanical Ratings		
Dimensions	1665 x 991 x 38mm	1650 x 990 x 40 (mm)
Junction Box	IP67	IP65
Weight (kg)	18	19.1
Max Wind Pressure (Pa)	2400	2400
Max Snow Load (Pa)	5400	5400

Warranty		
Product Warranty (Years)	10	10
Performance Warranty (Years)	25	25
Performance Guarantee	Linear	Stepped: 10- yrs 92.0% and 25- yrs 82.0%
Warranted Power End of Year 1	97%	98.0%

Performance		
Reduction of Efficiency At 200W/m ²	1.2%	3.5%
Antireflection Coating	Yes	No
Salt Spray Certification (Level 1-6)	6	NA : Standard not specified
Ammonia Certification	Yes	NA : Standard not specified
Estimated Yield Advantage	reference as REC	-2.6%


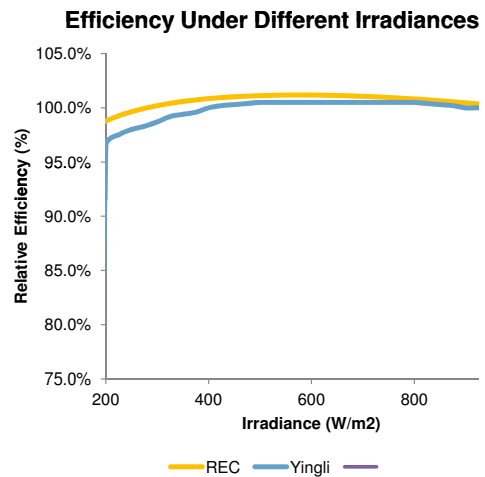
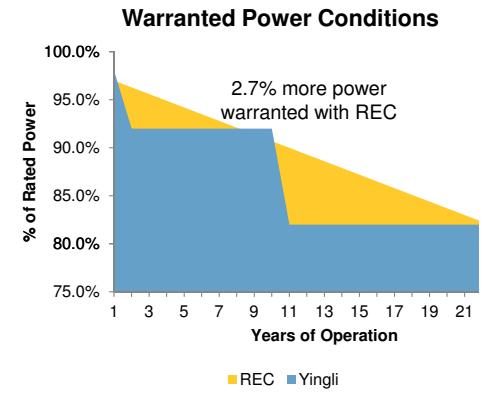
REC Advantages

* PTC was developed in California to better reflect module performance at higher temperatures. The PTC is calculated at expected operating temperature at 1000W/m2, AM1.5. This index is influenced by NOCT & temperature co-efficient

The specification data used in this comparison has been sourced from the manufacturer and was current at the date of the revision. Efficiency curves under different irradiance levels have been imported from PVsyst v5.55.

Although REC ASA believes that the comparison is based upon reasonable assumptions, it can give no assurance that the actual results will be as set out in this comparison. REC ASA is making no representation or warranty, expressed or implied, as to the accuracy, reliability or completeness of this comparison. No part of this comparison shall form the basis of or be relied upon in connection with any contract or commitment.

This comparison may not be used or relied upon by any other party, or for any other purpose, and may not be distributed, reproduced, disseminated or quoted without the written consent of REC.



Manufacturer	REC	Suntech
--------------	-----	---------

Module Class

Module Type	REC250PE	PLUTO245-Wde
Solar Cell	Poly	Poly
Wafer Supplier	REC	External

Electrical Characteristics

Power Range (W)	250	245
Module Efficiency	15.1%	14.8%
Power Tolerance (+/-W)	-0/+5W	-0/+5%
Temp Coefficient of P _{MPP} (%/°C)	-0.40%	-0.40%
NOCT (°C)	45.7	45.0
Max System Voltage (V)	1000	1000
Reverse Current Rating (A)	25	20

Mechanical Ratings

Dimensions	1665 x 991 x 38mm	1665 x 991 x 50mm
Junction Box	IP67	IP67
Weight (kg)	18	19.8
Max Wind Pressure (Pa)	2400	3800
Max Snow Load (Pa)	5400	5400

Warranty

Product Warranty (Years)	10	10
Performance Warranty (Years)	25	25
Performance Guarantee	Linear	Stepped
Warranted Power End of Year 1	97%	95.0%

Performance

Reduction of Efficiency At 200W/m ²	1.2%	10.4%
Antireflection Coating	Yes	No
Salt Spray Certification (Level 1-6)	6	0
Ammonia Certification	Yes	No
Estimated Yield Advantage	reference as REC	-6.7%

REC Advantages

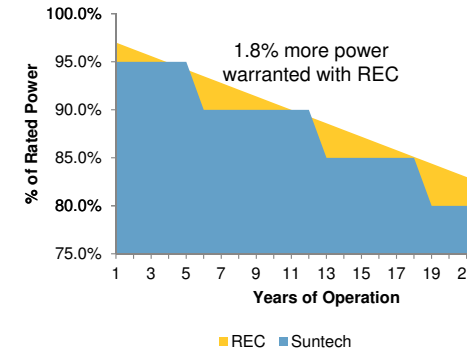
* PTC was developed in California to better reflect module performance at higher temperatures. The PTC is calculated at expected operating temperature at 1000W/m², AM1.5. This index is influenced by NOCT & temperature co-efficient

The specification data used in this comparison has been sourced from the manufacturer and was current at the date of the revision. Efficiency curves under different irradiance levels have been imported from PVsyst v5.55.

Although REC ASA believes that the comparison is based upon reasonable assumptions, it can give no assurance that the actual results will be as set out in this comparison. REC ASA is making no representation or warranty, expressed or implied, as to the accuracy, reliability or completeness of this comparison. No part of this comparison shall form the basis of or be relied upon in connection with any contract or commitment.

This comparison may not be used or relied upon by any other party, or for any other purpose, and may not be distributed, reproduced, disseminated or quoted without the written consent of REC.

Warranted Power Conditions



Efficiency Under Different Irradiances

